



The WHISTLE POST

EXTRA

The Official Publication of the Garden State Division of the NMRA Northeastern Region

NEXT DIVISION MEETING

DATE:
JANUARY 21, 2012

TIME:
10AM-1PM MEETING/CLINICS
1PM-2PM..... LUNCH ON OWN
2PM-5PM..... LAYOUT TOURS

LOCATION:
MARINE CORPS LEAGUE
CLUBHOUSE
46 ONTARIO AVENUE
STATEN ISLAND, NY 10301

AGENDA:
ANNUAL BUSINESS MEETING
CLINICS
BRING N' BRAG
WHITE ELEPHANT TABLES
MODEL JUDGING
LAYOUT TOURS

COST:
\$6



E-MAIL

gsdtrains@yahoo.com

WEBSITE


www.nergsd.com

NMRA Members are invited to:

A DIVISION WINTER MEGA-MEET!



▲▲ A D&RGW F3 rounds a curve on Frank Russo's Laredo Division. Frank's layout is one of five that will be open during the meet. All five layouts are highlighted in this issue.

Come join our Staten Island contingent on January 21 as they host 2012's winter meet. It will be a Mega-Meet not to be missed! The gang has put together a great meet which will feature clinics and area layout tours. The clinics and business meeting will occur during the morning session and five layouts will be available for tours during the afternoon session from 2:00 to 5:00 pm. Members will have an hour in between the meeting and the layout tours to have lunch in the area. A map of the layout locations and a list of local restaurants will be provided at the close of the morning session at the Marine Corps League Clubhouse. If you have attended the highly popular meets hosted by our friends in the New Jersey Division, you will notice that this meet will be very similar in format. There is ample parking and a comfortable venue to enjoy the clinics and meet old and new friends. Please make plans to come out and support the division as we improve your GSD experience! Check out the clinic and layout information in this issue of the *Whistle Post Extra* and we will see you there! 


TOM WORTMANN'S MS&K

THE MOHAWK SALEM & KENSINGTON IS A 200 SQUARE FOOT HO LAYOUT BASED IN THE MID 1960'S AND IS ABOUT 65% COMPLETED.

WHILE IS IT IS PRIVATE NAME RAILROAD, THE MS&K IS LOOSELY BASED ON THE ERIE LACKAWANNA. IT IS A COMPACT POINT TO POINT LAYOUT DESIGNED FOR SWITCHING.

THE LAYOUT IS CONTROLLED WITH THE MRC PRODIGY ADVANCE DCC SYSTEM. WITH 22 INDUSTRIES, 4 TOWNS (5 IN THE FUTURE) AND AN INTERCHANGE, IT IS BUILT WITH OPERATIONS IN MIND.

THE LAYOUT IS CURRENTLY UNDERGOING AN EXPANSION WITH HAND LAID TRACK.

TO LEARN MORE ABOUT CAR CARD OPERATIONS, DCC, AND HAND LAID TRACK, VISIT THE MS&K. 




MOHAWK SALEM & KENSINGTON



FRANK RUSSO'S LAREDO DIVISION

THE LAREDO DIVISION IS A FREE LANCED 24x22 LAYOUT. FRANK RUNS A MIX OF SANTA FE AND D&RGW EQUIPMENT ON HIS LAYOUT.

THE LAYOUT FEATURES A DOUBLE TRACK MAIN LINE THROUGH UPPER AND LOWER LEVELS. THE LOWER LEVEL IS DEDICATED TO HIDDEN STAGING TRACKS (8 TRAINS ON 6 TRACKS) AND A COAL BURNING POWER PLANT. THE UPPER LEVEL CONSISTS OF SEVERAL INDUSTRIES INCLUDING A TRAILER/CONTAINER TRANSFER FACILITY, LAREDO YARD, AND A COAL MINE BRANCH.

SCENERY IS ABOUT 20-25% COMPLETE, WITH DETAILING AND ELECTRONICS (SIGNALS & LIGHTING) ABOUT 5-10%. FRANK USES THE NCE DCC SYSTEM TO OPERATE HIS LAYOUT. 

LAREDO DIVISION




SANTA FE



AL TAYLOR'S LONE WOLF CENTRAL

THE LONE WOLF CENTRAL IS A HO SCALE LAYOUT.

THE LAYOUT MODELS BOTH THE SANTA FE AND THE SOUTHERN PACIFIC RAILROADS DURING THE LATE 1940-1950'S.

THE LAYOUT COVERS AN AREA OF 200 SQUARE FEET AND THE SCENERY IS 90% COMPLETE. THE LAYOUT IS CURRENTLY DC POWERED. 

Lone Wolf Central



CIRO COMPAGNO'S RICHMOND HARBOR


YOU'VE BEEN READING ABOUT BUILDING RICHMOND HARBOR IN EVERY ISSUE OF THE WHISTLE POST. NOW IS YOUR CHANCE TO SEE THE CIRO'S LAYOUT IN PERSON!

THE RICHMOND HARBOR IS A PROTO-FREELANCED, HO SCALE, 12 X 18 FT. LAYOUT OF THE STATEN ISLAND RAPID TRANSIT IN THE FALL OF 1952.

CIRO IS MODELING THE 6.1 MILE NORTH SHORE BRANCH FROM PORT IVORY TO ST. GEORGE. THERE IS A PLANNED LOWER LEVEL FOR RAIL-MARINE OPERATIONS AT THE WEST 26TH ST. B&O FACILITY IN MANHATTAN.

THE LAYOUT IS UNDER CONSTRUCTION. YOU CAN STUDY SPLINE SUBROADBED, HAND-LAID TRACKWORK, CUSTOM TURNOUTS ALONG THE DOUBLE-TRACK MAINLINE.

CIRO UTILIZES THE NCE DCC SYSTEM FOR TRAIN CONTROL.

THERE IS A LOT TO BE LEARNED BY VISITING A LAYOUT UNDER CONSTRUCTION. CIRO IS WILLING TO SHARE HIS EXPERIENCE IN PERSON. 



RICHMOND HARBOR



SANILAC DIVISION


BOB DENNIS'S SANILAC DIVISION

THE SANILAC DIVISION IS AN HO SCALE 265 SQ FT LAYOUT BASED IN THE 1950'S AND IS ABOUT 20% COMPLETED.

CURRENTLY OPERATING AS A POINT TO POINT RAILROAD WITH A SEPARATE 12 TRACK YARD.

THE CURRENT GOAL IS TO HAVE A CONTINUOUS RUN BY THE MEET DATE. THE RAILROAD IS MODELED ON THE NEW YORK CENTRAL UTILIZING THE CENTRAL'S MOTIVE, PASSENGER AND STOCK CARS.

STEAM AND DIESEL COEXIST IN THIS IMAGINARY LOCATION IN PENNSYLVANIA.

MRC'S PRODIGY ADVANCE DCC SYSTEM IS USED. ALL THIS PACKED INTO A ONE CAR GARAGE. 



LAYOUT VIDEO

IF THE PHOTOS IN THIS ISSUE OF THE *WHISTLE POST EXTRA* HAVE YOU WISHING FOR MORE, THE GARDEN STATE DIVISION HAS PRODUCED A VIDEO OF THE LAYOUTS. YOU CAN WATCH THE VIDEO BY CLICKING ON THE YOUTUBE LOGO, BELOW:



BRING 'N BRAG

"BRING 'N BRAG" IS A FUN WAY OF SAYING "SHOW AND TELL." AND FUN IS WHAT THIS IS ALL ABOUT. IT IS AN OPPORTUNITY TO SHOW OFF YOUR MODELS! BRING A MODEL TO THE MEET. WE WILL DEDICATE PART OF THE MEET FOR YOU TO TALK ABOUT YOUR MODEL: THE TECHNIQUES YOU USED, WHY THE MODEL IS IMPORTANT TO YOU, AND WHERE IT WILL BE USED ON YOUR RAILROAD.

WHITE ELEPHANT TABLE

DO YOU HAVE SOME UN-BUILT CAR OR STRUCTURE KITS LYING ON SHELVES? OR HAVE CARS, LOCOS AND OTHER ITEMS YOU NO LONGER NEED? PLEASE BRING THEM FOR THE WHITE ELEPHANT TABLE! MAKE A FEW BUCKS OR FIND A BARGAIN.

MODEL JUDGING

MODEL JUDGING WILL BE AVAILABLE FOR THE NMRA ACHIEVEMENT PROGRAM. IF YOU ARE BRINGING A MODEL FOR JUDGING, CONTACT NORMAN FROWLEY PRIOR TO THE MEET AT: normanfrow@aol.com

...And Great Clinics, Too!!!

Prior to the afternoon session of layout tours, the Garden State Division's Winter Meet features three terrific clinics in the morning:

Marc Pitanza: Staten Island Rapid Transit: B&Os Gateway into NYC

In the late 19th Century, the Baltimore and Ohio Railroad purchased the Staten Island Rapid Transit Railway in New York's least populous borough. The B&O expanded the short commuter line into a bustling waterfront terminal railroad. This clinic will look at the line's 150 year history with a major focus on the B&O era from 1886 to 1985. We will look at the heavily industrial and extremely model-genic North Shore Subdivision. Expert commentary will be given on the line's major customers and lesser known shippers. Track arrangements will be discussed, and we will look at the line's major yards and waterfront terminals. Marc will touch upon the line's interurban passenger service, which was eventually taken over by NYC MTA. We will also briefly look at the line's modern rebirth in the new millennium. There will be a gallery of SIRT models on display at the meet. Everyone who attends Marc's clinic will receive a 30 page hand-out loaded with photos and maps.




Mike Bowler: Building turnouts

Mike will take us through the process he uses to build turnouts for his layout. Mike will review the tools, setting up of the track bed, and the stencils he uses in his process. Creating the frogs and points for turnouts has always been the most difficult part of building turnouts. Using Mike's techniques, you will soon master constructing them in addition to the remainder of the turnout. Mike will wrap up his clinic with a discussion on wiring turnouts. Even if you use pre-fabricated turnouts for your layout, there are still facets of this clinic that apply to you!



Norman Frowley: The Score is Right

Norm's clinic will be a fun exercise in guessing what score he received on a number of models he's had judged over the years. For those of you who saw Norm's Clinic on How to Win a Model Contest you'll recognize one or two of his models. But there are many other models you have never seen before. Participants will be divided into teams and will offer their best guess as to the score each model received in judging. The team coming closest will win a point with regard to each model. The team with the highest number of total points at the end of the clinic might just win something!! So don't miss out on this chance to test your powers of observation and your ability to recognize a Merit Award quality model when you see it. 





Chuck Diljak
31 Kuiken Court
Wayne, NJ 07470

The date in the mailing label corner identifies when your subscription ends ⇌ 1/09

Subscriptions run from January to January



MEET DATE AND TIME

JANUARY 21, 2012 10:00 AM

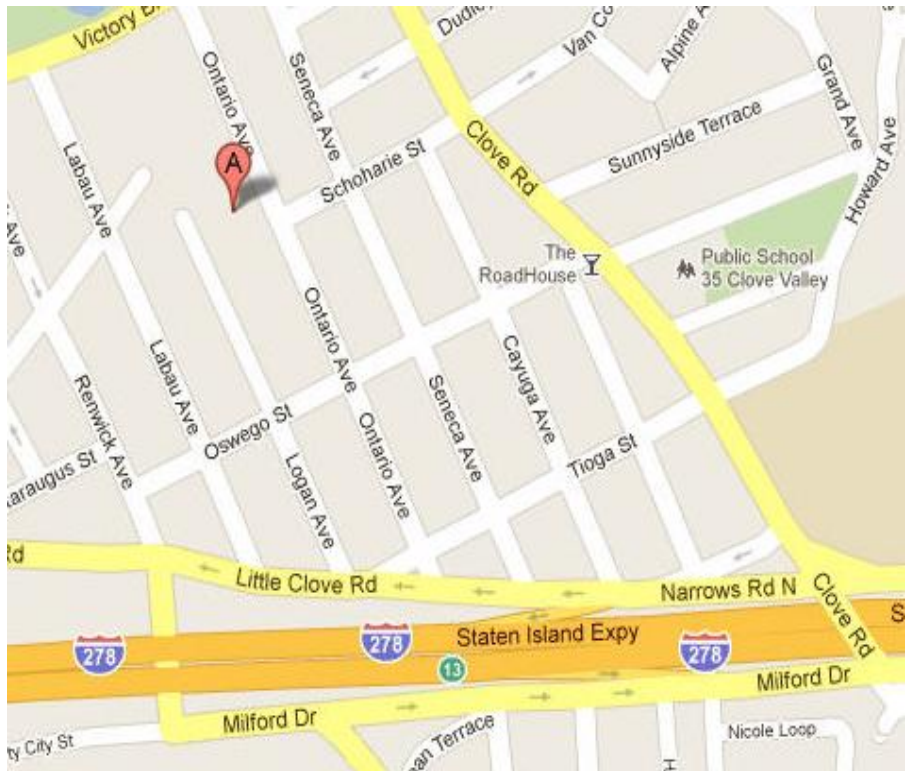
LOCATION

MARINE CORPS LEAGUE CLUBHOUSE
 46 ONTARIO AVENUE
 STATEN ISLAND, NY 10301

DIRECTIONS

- STATEN ISLAND EXPRESSWAY TO CLOVE ROAD EXIT.
- TURN LEFT ONTO CLOVE ROAD.
- TURN LEFT ONTO OSWEGO STREET.
- TURN RIGHT ONTO ONTARIO AVENUE.
- THE CLUBHOUSE IS ON THE LEFT.

FOR A GOOGLE MAP, CLICK ON THE GOOGLE LOGO, BELOW:



The *Whistle Post Extra* supplements the quarterly editions of the Garden State Division's newsletter, the *Whistle Post*, when time sensitive information needs to be provided to its members. 